

Procedure Guidelines for Radiofrequency Volume Reduction (RaVoR™) of the Inferior Turbinates

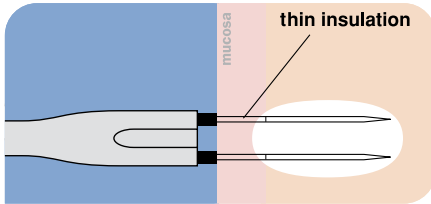


Fig. 1: Correctly placed RaVoR™ bipolar electrode: Complete insertion of the thin insulation protects the mucosa from surface lesions.

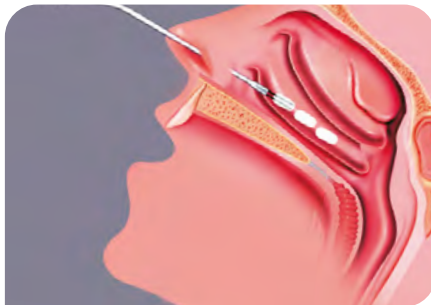


Fig. 2: Puncture sites for the application of radiofrequency energy of the inferior turbinate with RaVoR™ bipolar electrode (REF: 70 44 62)

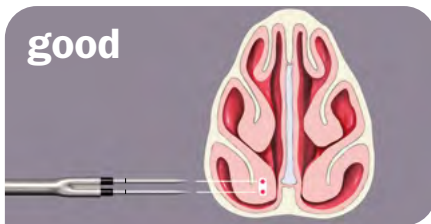


Fig. 3: Correct insertion in the middle of the nasal concha

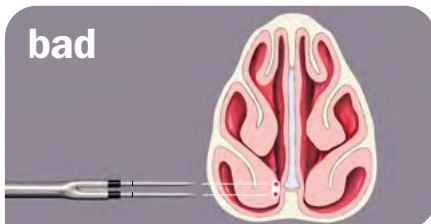


Fig. 4: Puncture too close to the nasal septum

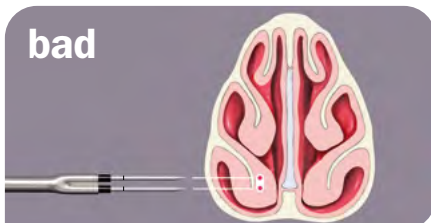


Fig. 5: Puncture too close to the bone of the nasal concha

Indications and contraindications

Follow the general recommendations for surgery of the inferior turbinates. There are no contraindications for RF surgery.

Patient preparation

The intervention is performed under local anesthesia on an outpatient basis. Apply a surface anesthetic (e.g. insert a cotton strip soaked in lidocaine 4% or use a spray, optionally with a vasoconstrictor such as xylometazoline, adrenaline). Inject 2 to 3 ml local anesthetic (e.g. lidocaine 2%) into each of the inferior turbinates. Verify that the insulation of the bipolar electrode is intact. Do not use defective or damaged instruments to avoid the risk of burns.

Intervention

Insert the RaVoR™ bipolar electrode (REF: 70 44 62) completely with its thin insulation layer into the anterior head of the turbinate (medial surface) parallel to the bone (see figs. 3-5). Apply radiofrequency to the head of the turbinate. Repeat the procedure in the middle part of the turbinate and, if indicated, in the posterior third of the nasal turbinates (medial surface). To treat pronounced cases of hyperplasia of the anterior head of the turbinate a second puncture may be required.

Visible changes in the mucosa are not likely. Stop applying energy if you observe a slight, white discoloring of the mucosa.

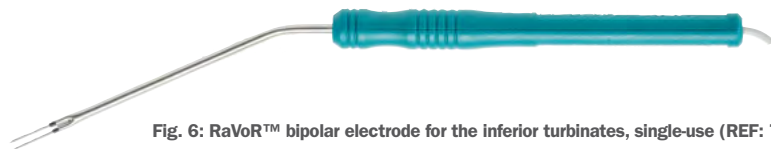


Fig. 6: RaVoR™ bipolar electrode for the inferior turbinates, single-use (REF: 70 44 62)



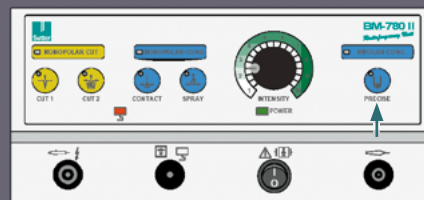
Fig. 7: Bipolar adapter for RaVoR™ single-use (REF: 37 38 51)

Postoperative treatment

Specific postoperative treatment is not required. If necessary, give pain medications (paracetamol or diclofenac). Inform your patients that the therapeutic effect will occur with a delay. In the days following surgery, nose breathing may temporarily be more obstructed due to postoperative tissue swelling. If required, prescribe nasal spray that reduces swelling (e.g. xylometazoline).

Settings* for BM-780 II Radiofrequency Generator (REF: 36 00 80-01)


RaVoR™ bipolar electrode: Bipolar PRECISE
Power adjustment: 2 to 3, ⌚ 5-9 sec.



For further accessories see back page.

* Always start with the lowest settings to achieve the desired effects. If necessary, increase the settings step-by-step until the desired effect is achieved. This may even be 50 watts or higher. The settings may differ from patient to patient, from tissue to tissue, and have to be adjusted accordingly. Please consider that this information is not meant to serve as a detailed treatment guide.

Recommended products for this treatment



RaVoR™ (Radiofrequency-Volume-Reduction) incl. Adapter Sutter BM-780 II

Qty.	REF	Description
1	70 44 62	RaVoR™ bipolar electrode for the inferior turbinates, single-use working length: 103 mm
1	37 38 51	Bipolar adapter Sutter BM-780 II for RaVoR™ bipolar electrodes, single-use



BM-780 II Radiofrequency Generator
Basic Equipment

Qty.	REF	Description
1	36 00 80-01	BM-780 II Radiofrequency generator (incl. mains cord, user manual, test protocol and instruction CD-ROM)
1	36 01 05	Foot switch, protection class IP X8
1	37 01 38 L	Bipolar silicone cable, length: 4.5 m
1	36 02 18	Monopolar pencil for Ø 2.4 mm shaft electrodes, cable length: 4 m
1	36 02 36	Cable for single-use patient plates, length: 4.5 m
available patient plates:		
1 (x100)	29 00-5	Single-use patient plate, split, for adults and children, PU 20 x 5 pcs.
1 (x50)	95 80 04	Single-use patient plate, split, for adults, PU 10 x 5 pcs.
1 (x50)	95 80 05	Single-use patient plate, split, for children, PU 10 x 5 pcs.
1	36 02 26	Re-usable rubber patient plate

Product availability is subject to regulatory approval in individual markets. Products may therefore not be available in all markets. Lengths for orientation purposes; may vary slightly.



PRECISION ELECTROSURGERY
Made in Germany

SUTTER MEDIZINTECHNIK GMBH

TULLASTRASSE 87 · 79108 FREIBURG/GERMANY
TEL. +49(0)761-51551-0 · FAX +49(0)761-51551-30
WWW.SUTTER-MED.COM · INFO@SUTTER-MED.DE