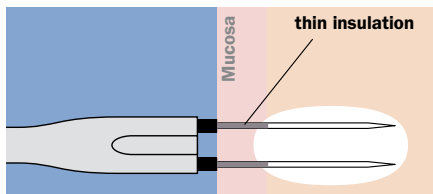
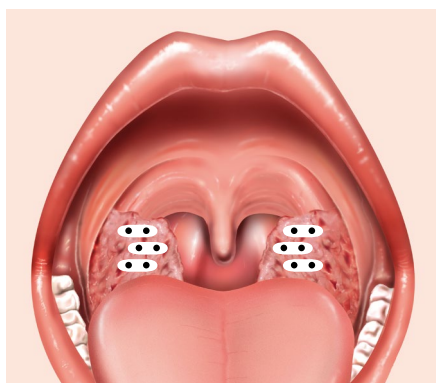


# Procedure Guidelines for bipolar Radiofrequency Volume Reduction (RaVoR™) of the tonsils



**Fig. 1:** Correctly placed RaVoR™ bipolar electrode. Complete insertion of the thin insulation protects the mucosa from surface lesions.



**Fig. 2:** Puncture sites for the application of radiofrequency energy in the tonsils with the RaVoR™ bipolar electrode (REF: 70 04 62).

## Indications/contraindications

Reduction of hyperplasia of the tonsils in children and adults with sleep-related breathing disorders. For patients with chronic inflammation of the tonsils RF surgery is not recommended as the primary means of treatment. There are no specifically known contraindications for RF surgery.

## Patient preparation

For adults, outpatient treatment with local anesthesia. For children, usually general anesthesia.

Perioperatively administer intravenous antibiotics as a prophylactic measure, e. g. cefazoline 2gr. For local anesthesia first apply a surface anesthetic (e.g. lidocaine pumping spray) and injection of a local anesthetic together with a vasoconstrictor (e.g. lidocaine 2 % plus adrenaline 1:200.000). Depending on the size of the tonsils administer 3-4 shots per tonsil along the anterior pillars (about 10 ml in total).

## Intervention

Insert the application probe (REF 70 04 62) in 2, 3 or 4 places, depending on the size of the tonsils, coming from the medial face (Fig. 2). Before RF activation, fully insert the probe together with the thin insulation up to the metal portion (Fig. 1). During the application a white discoloration may occur in the tissue.




**Fig. 4:** RaVoR™ bipolar electrode (REF: 70 04 62)

## Postoperative treatment

Specific postoperative treatment is not required. If required, give pain killers (paracetamol or diclofenac). Continue oral antibiotic prophylaxis for five days. Inform patients that the desired surgical effect will occur with a delay. In the first few days after the surgery tissue swelling and fibrin exudation may occur, especially in children, and lead to considerable constriction of the lumen and an increase in symptoms.

## Settings for BM-780 II Radiofrequency Generator (REF: 36 00 80-01)

RaVoR™ bipolar electrode: Bipolar Precise  
Power adjustment: 3, 10 sec.



### Other accessories:

Bipolar cable (REF: 37 01 38 L)

**Disclaimer:** These procedure guidelines have been carefully researched and compiled with the help of specialist physicians. They are not meant to serve as a detailed treatment guide. They do not replace the user instructions for the medical devices used. Sutter accepts no liability for the treatment results beyond legal regulations.

\* Please consider that this information is not meant to serve as a detailed treatment guide. Always start with the lowest settings and adjust them accordingly.