

Procedure Guidelines for **RaVoR™** Surgery of the Tonsils

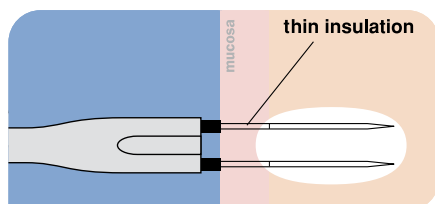


Fig. 1: Correctly placed RaVoR™ bipolar electrode: Complete insertion of the thin insulation protects the mucosa from surface lesions.

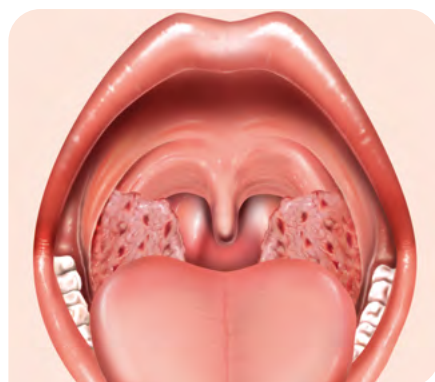


Fig. 2: Puncture sites for the application of radiofrequency energy in the tonsils with the RaVoR™ bipolar electrode (REF: 70 44 62)

Indications and contraindications

Reduction of hyperplasia of the tonsils in children and adults with sleep-related breathing disorders. For patients with recurrent acute inflammation of the tonsils RF surgery is not recommended as the primary means of treatment. There are no specifically known contraindications for RF surgery.

Patient preparation

For adults, outpatient treatment with local anesthesia. For children, usually general anesthesia. Perioperatively administer intravenous antibiotics as a prophylactic measure, e.g. cefazoline 2 gr. For local anesthesia first apply a surface anesthetic (e.g. lidocaine pumping spray) and injection of a local anesthetic together with a vasoconstrictor (e.g. lidocaine 2 % plus adrenaline 1:200 000). Depending on the size of the tonsils administer 3-4 shots per tonsil along the anterior pillars (about 10 ml in total).

Intervention

Thanks to the plug and operate feature, the settings for the RaVoR™ treatment are automatically selected when the RaVoR™ bipolar electrode is connected to the CURIS® 4 MHz radiofrequency generator. Insert the RaVoR™ bipolar electrode (REF 70 44 62) in 2, 3 or 4 places, depending on the size of the tonsils, coming from the medial face (Fig. 2). Before radiofrequency activation, fully insert the RaVoR™ bipolar electrode together with the thin insulation up to the metal portion (Fig. 1). During the application a white discoloration may occur in the tissue.



Fig. 3: RaVoR™ bipolar electrode, single-use (REF: 70 44 62)

Postoperative treatment

Specific postoperative treatment is not required. If necessary, give pain killers (paracetamol or diclofenac). Inform your patients that the therapeutic effect will occur with a delay. In the days following surgery, nose breathing may temporarily be more obstructed due to postoperative tissue swelling. If required, prescribe nasal spray that reduces swelling (e.g. xyloetazoline).

Settings* for CURIS® 4 MHz radiofrequency generator (REF: 36 01 00-01)

Valid for the **CURIS®**
with the orange label.



RaVoR™ bipolar electrode: RaVoR™
Power adjustment: 10 watts
(plug and operate: automatic selection
of program and settings)



For further information see back page.


RaVoR™ bipolar electrode: RaVoR™
Power adjustment: 10 watts
(plug and operate: automatic selection
of program and settings)



For further information see back page.

* Please consider that this information is not meant to serve as a detailed treatment guide. Always start with the lowest settings and adjust them accordingly.

Recommended products for this treatment



RaVoR™ (Radiofrequency Volume Reduction)

Qty.	REF	Description
1	70 44 62	RaVoR™ bipolar electrode for the inferior turbinates with protective insulation, single-use, working length: 103 mm



CURIS® 4 MHz radiofrequency generator
Basic set

Qty.	REF	Description
1	36 01 00-01	CURIS® 4 MHz radiofrequency generator (incl. mains cord, user's manual and test protocol)
1	36 01 10	Foot switch two pedals for CURIS® (cut & coag), 4 m cable
1	37 01 54 L	Bipolar cable for CURIS®, length: 3 m
1	36 07 04	Monopolar handpiece (pencil) cut & coag, shaft 2.4 mm, cable 3 m
1	36 02 38	Cable for single-use patient plates, length: 3 m

available patient plates:

1 (x100)	29 00-5	Single-use patient plate, split, for adults and children, PU 20 x 5 pcs.
1 (x50)	95 80 04	Single-use patient plate, split, for adults, PU 10 x 5 pcs.
1 (x50)	95 80 05	Single-use patient plate, split, for children, PU 10 x 5 pcs.
1	36 02 26	Re-usable rubber patient plate

Product availability is subject to regulatory approval in individual markets. Products may therefore not be available in all markets.
Lengths for orientation purposes; may vary slightly.



PRECISION ELECTROSURGERY
Made in Germany

SUTTER MEDIZINTECHNIK GMBH
TULLASTRASSE 87 · 79108 FREIBURG/GERMANY
TEL. +49(0)761-51551-0 · FAX +49(0)761-51551-30
WWW.SUTTER-MED.COM · INFO@SUTTER-MED.DE